

foster+freeman

Crime-lite

MLPRO

RAPID EVIDENCE SCREENING



Detect, Examine Mark-Up Traces of Evidence



rime-lite ML PRO

The Crime-lite ML PRO is the first in a new generation of evidence screening tools built to meet the demands of busy forensic laboratories tasked with processing large quantities of evidence.

With fully-integrated UV-Vis-IR illumination and an 'intelligent optics' imaging system, the ML PRO can be used to mark-up evidence, detecting the presence of bodily fluids and locating minute fragments of trace evidence.

Examinations are conducted using the system's 10 touch-screen display and can be displayed in high-resolution via an attached 32" monitor. Pre-set examinations and automatic filter selection make the system quick and easy to use.




**R PID
EVIDENCE
SCREENING**

- ✓ Semen
- ✓ Blood
- ✓ Saliva
- ✓ Vaginal Fluids



Blood is visualised on dark material using IR 780nm illumination. The material 'drops out' while the blood absorbs the IR



Body Fluid is visualised on a cotton shirt under Blue 495nm illumination. A line drawing is generated and annotated



Search Detect

Examine items under UV, Visible and Infrared light sources to locate the presence of evidence.

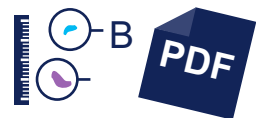
Easily manoeuvre the ML PRO over evidence performing one-click automated searches or using manual controls to select light source and filter combinations.



Capture Enhance

Record live video and high-quality still images using a Vis/IR sensitive camera with 'intelligent optics'.

Zoom-in and apply basic image enhancements, including exposure control and image invert, to detect evidence that would have otherwise gone unnoticed.



Annotate Report

Identify areas of interest and mark-up digital images of evidence using text and shape annotations.

Produce court-ready reports complete with chain-of-custody information, contextual images, side-by-side comparisons, and software-generated line drawings.





Touchscreen Interface - No PC Required

Simply controlled via a 10" LCD display

UV/Vis/IR Flood, Side and Spot LEDs

Powerful illumination across the spectral range

'Intelligent Optics' Vis/IR Camera


Auto or manual control of filter selection

Optional 32" Monitor

A large secondary display can be mounted alongside ML PRO

Wall or Trolley Mounted

'Weightless' low-friction arm makes it easy to manoeuvre the ML PRO over evidence



Fully-integrated hardware

The ML PRO includes all hardware required for the screening, detection and digital mark-up of evidence.

Hardware features include:

- High-resolution UV/Vis/IR camera with zoom lens
- Flood, side and spot LED light sources
- Motorised fluorescence imaging filter wheel
- 10" LCD display with internal processor
- No PC required




'App-style' interface


Operated via the integral touchscreen, an 'app-driven' interface simplifies the evidence screening process.

Software features include:


- Manual or semi-automated operation
- Choice of pre-programmed routines
- Search by evidence-type or illumination waveband
- Intelligent filter selection
- Image comparison and enhancement tools




Body Fluid on white cotton
visualised using Blue/Green illumination



Fibres on colourful knitwear
visualised using Blue illumination and converted to grayscale



Semen on colourful fabric
visualised using Blue illumination



GSR on black fabric
visualised using Infrared illumination



Serology

A non-contact, chemical-free screening solution, the ML PRO includes illumination options to detect all types of body fluid.

- Fluorescence examinations**
 - ✓ Semen, sweat, urine, vaginal fluid
- Infrared imaging**
 - ✓ Blood on dark backgrounds



Trace Evidence

High-intensity illumination, used in combination with zoom magnification, can reveal minute fragments of evidence.

- Fluorescence examinations**
 - ✓ GSR, fibres, bone, tooth and hair
- Contrast examinations**
 - ✓ Glass fragments, soil and pollen



Post-Mortem

Deploy multi-spectral forensic imaging technology in the morgue to reveal deep-tissue contusions.

- Fluorescence examinations**
 - ✓ Bruises, bites and puncture wounds
- Infrared imaging**
 - ✓ Tattoos on charred skin

System Specifications

System Hardware

Camera	High sensitivity colour/IR camera Autofocus zoom lens
Illumination	Flood UV, Violet, Blue, Blue/Green, Green, Red
	Side UV, White, IR
	Spot UV, Violet, Blue, Blue/Green, Green, Red
Interface	10.1" multi-touch LCD interface Internal processor (no PC required)



Optional Accessories

Crime-lite ML PRO Wheeled Trolley *(pictured)* QCL/MLPRO/TROLLEY
- Easily manoeuvre the Crime-lite ML PRO around the laboratory
- Heavy-duty wheeled trolley with lockable castors
- Includes Crime-lite ML PRO articulated arm and monitor mount

Wall-Mounted Articulated Arm QCL/MLPRO/ARM
- 'Weightless' manoeuvre of Crime-lite ML Pro
- 180° range of motion with 1.6M max. reach

Wall-Mounted Monitor Arm QCL/MLPRO/MONARM
- Mount a 32" monitor to the Wall-Mounted Articulated Arm

32" Monitor QCL/MLPRO/MON32
- Secondary 32" UHD Monitor (3840x2160)

Crime-lite MLPro with 32" secondary monitor mounted on Wheeled Trolley

System Software

Two modes of operation for semi-automated (basic) or manual (expert) control of examinations:

BASIC semi-automated examination mode

- 'App' style icon-based user interface
- Pre-set examinations for Body Fluids (general), Semen, Urine, and Blood searches
- One-click Full AutoScan examines evidence under multiple examination conditions with results displayed as selectable thumbnails
- Image Comparison Function

EXPERT manual examination mode

- Complete control of all examination settings including illumination, filtration and imaging

General software features

- Pull-out image gallery of all recent work allowing comparison with current and previous images
- Editable image annotation facilities (text and various shapes including arrows, lines, boxes and circles)
- Save and Recall images complete with all examination settings

Software updates

- Software suite updates for 2 years

Head Office | UK Sales Office
Vale Park | Evesham | Worcestershire
WR11 1TD | United Kingdom

Tel: +44 (0)1386 768 050
sales@fosterfreeman.com

USA Sales Office
46030 Manekin Plaza | Suite 170
Sterling | VA 20166 | USA

Tel: 888 445 5048
usoffice@fosterfreeman.com

EU Sales Office
40470 Duesseldorf | Germany

Tel: +49 (0)211 158 422 57
owen.lang@fosterfreeman.com

foster+freeman

fosterfreeman.com